


Application for Web Thermometers:

Manage alarm and system info messages via Syslog

Evaluate measured values using the Syslog daemon.


- Product overview
- Application overview



After the device has been configured for and connected to your network, the following steps are still necessary.

First the alarm must be configured over Syslog communication.

The measurement values are now sent via syslog to the corresponding management or information application.



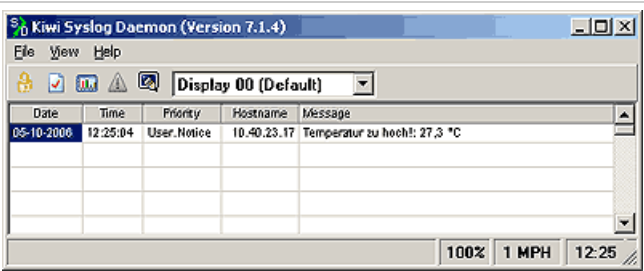
Config >> Device >> Alarm >> Alarm 1 >> Syslog

IP Addr : Name oder IP-Adresse des Syslog Servers im Format xxx.xxx.xxx.xxx.

Port :

Syslog Text :

Alarm Clear Text : Diese Nachricht wird gesendet, wenn der Alarmzustand beendet wird.



Date	Time	Priority	Hostname	Message
05-10-2006	12:25:04	User Notice	10.40.23.17	Temperatur zu hoch! 27,3 °C

- Previous application
- Next application