


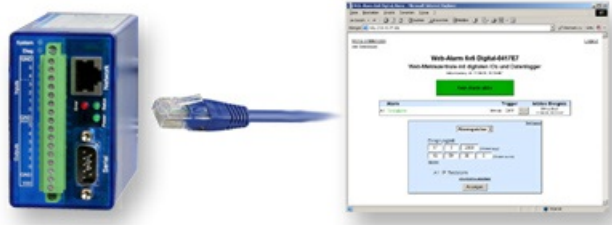

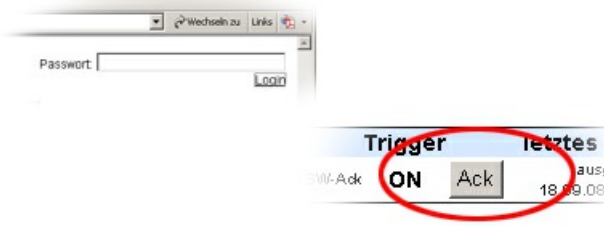
Applications for Web-Alarm:

To product

Monitor alarm states in the browser and acknowledge alarms

Application overview

Conveniently monitor your configured alarms in the browser. The self-refreshing display means you always see the current alarm status. Clearable alarms can be acknowledged by clicking in the browser.

 <p>Once the Web-Alarm has been configured for and connected to your network, the following steps are necessary:</p>	
<p>Enter the IP address of the device in the address line of your browser.</p> <p>This takes you to the start page where the status of all the configured alarms is clearly shown.</p> <p>Refreshing is automatic once a second.</p>	
<p>To acknowledge clearable alarms, administrator or operator rights are required. Log in using the dialog box in the upper right corner of the window.</p> <p>The corresponding buttons for sensing an acknowledgement are shown after you have successfully logged in.</p> <p>Done!</p>	

Next application