

Data sheet:

Web-IO 4.0 Digital 12xIn, 12xOut, 1xRS232



Article no.: 57731

EUR 558.00

*Net price for
commercial users

Switch, monitor, count and send serial data

With the Web-IO 4.0 Digital you get two units in one. The Web-IO part enables the accustomed variety of protocols and applications for controlling, collecting and monitoring the digital IOs. Also integrated is the function of a [serial Com-Server](#) for transmitting serial RS232 data streams. This makes the Web-IO 4.0 Digital 12xin, 12xout, 1xRS232 ideal for use in DNC and MDE applications.

Properties

Switching signals:

- **12 switching inputs:**
 - Digital 24V inputs
 - 32-bit pulse counter
- **12 switching outputs:**
 - Digital 24V outputs
(12V, 48V, 110V, 230V via [coupling relays](#))
 - Drive up to 500 mA
 - Short-circuit-protected

Serial interface:

- **RS232 port:**
 - DB9 plug with DTE pin configuration
 - max. 230,000 baud

Connectivity:

- **Intuitive Web interface** for simpler operation
 - Select between German or English
 - Switching the outputs directly from the Web interface
 - Adaptation for smartphone
 - HTTP and HTTPS
- **Current Industry 4.0 protocols:**
 - REST and [MQTT](#) support
 - AMQP on request
- **Box-to-Box**
 - Pass switching signals over the network 1:1
- **Alarm and reporting functions:**
 - Email for alarm sending or as status report
 - SNMP polling / alarm traps V1 V2 V3
 - Switching your outputs in alarm situations
 - Switching the outputs on another Web-IO
 - HTTP requests for controlling third-party devices
 - Up to 30 actions can be configured
- **Dynamic integration into other Web sites:**
 - Direct access to current measurement values via HTTP requests. AJAX and JavaScript


- **Additional software interfaces for incorporating into your systems/databases:**
 - OPC
 - Modbus TCP
 - Syslog, SNMP V1 V2 V3
 - TCP and UDP sockets, client and server
 - FTP (data logging)
- **Internal clock**
 - Time synchronization via time server calibration
 - Battery-backed device clock
- **Possible applications:**
 - Remote monitoring and fault messaging
 - Cross-location switching
 - House and building automation
 - Process monitoring and visualization
 - Light, gate and cabinet control
 - Machine Data Collection (MDC)
 - More uses can be found [here](#).

Power supply:

- **External power**
 - Screw terminal
 - 12 - 24V DC

Standards & more

- **Conforms to standards both in office and industrial environments:**
 - High noise resistance per EN 61000-6-2
 - Low noise emission per EN 55032:2015 + A1 Cl. B, EN 61000-3-2 & EN 61000-3-3
- **5 year guarantee**

 Wish for something!
[Your suggestions for improvement and additions](#)

Technical data

Connections, displays and control elements:

Digital outputs:	12 x digital outputs 6V - 30V, 500mA Short-circuit-protected Using our coupling relays voltages of even up to 230V can be switched
Digital inputs:	12 x digital inputs, max. input voltage +/-30V protected against reverse connection within this range Switching threshold 8V +/- 1.5V "On" current = 2.2 mA integrated 32-bit pulse counter
Serial interface:	1 x RS232 9-pin, max. 230,400 baud DTE pin configuration
Network:	10/100BaseT autosensing
Power supply:	12-24V DC (approx. 100mA@24V)
Galvanic isolation:	Digital outputs - network: min. 1000 V Digital inputs - network: min. 2000 V Digital inputs - outputs: min. 1000 V
Adapters:	1 x 16x screw terminal block for IOs 1 x DB9 for RS232 with Com-Server function 1 x RJ45 for network
Indicators:	Status LEDs for network 24 LEDs for digital statuses

Data transmission:

Protocols for IOs: HTTP and HTTPS
 Box-to-Box
 TCP and UDP sockets, client and server
 MQTT - Publish and Subscribe
 REST
 SNMP V1 V2 V3 including traps
 SMTP e-mail sending
 OPC server
 Modbus TCP
 Inventory keeping, group management
 Protocols for RS232: COM Port Redirector
 Box-to-Box
 TCP and UDP sockets, client and server
 FTP, client and server
 Telnet, client and server
 Inventory keeping, group management
 Response times: Data and switching traffic: typically 20 ms




Housing and other data:

Housing: Plastic housing for top hat rail installation
 106.8x87.8x62.6 (lxwxh)
 Enclosure rating: IP20
 Weight: approx. 250 g
 Storage temperature: -25°C - 70°C
 Operating temperature: 0°C - 60°C
 Permissible relative humidity: 5..95% RH (non-condensing)
 MTBF: 357,539 h @25°C per MIL-HDBK-217
 Scope of delivery: 1 x Web-IO 4.0 Digital, 12xInput, 12xOutput, 1xRS232
 1 x Quick Guide
 Power supply and other accessories can be ordered separately

Accessories

*Net unit price for commercial users

Power supplies

Plug-in power supply, 24V / 500mA DC with Euro plug	11021	21.00€	
Plug-in Power Supply, 24V / 750mA DC with Euro, US and UK plug	11026	38.00€	
Power supply for DIN rail, 24V / 630mA DC (merchandise, 2-year manufacturer's guarantee)	11080	33.00€	

Coupling relay for up to 230V

230V coupling relay - 1 x changeover for DIN rail mount	57015	22.00€	
230V coupling relay - 2 x changeover for DIN rail mount	57016	22.00€	

Mechanical Accessories

19" DIN rail	58813	21.00€	
Wall mount housing, enclosure rating IP66 / IP67	11120	54.00€	

Supplementary network products

Ethernet Switch Industry, 4 Port	55604	218.00€	
Motherbox 3	50504	328.00€	

* Our offering is intended only for commercial users. We will be happy to refer private end customers to trading partners through whom our products can be purchased.

We are available to you in person:

Wiesemann & Theis GmbH
Porschestra. 12
42279 Wuppertal
Phone: +49 202/2680-110 (Mon.-Fri. 8 a.m. to 5 p.m.)
Fax: +49 202/2680-265
info@wut.de

© Wiesemann & Theis GmbH, subject to mistakes and changes: Since we can make mistakes, none of our statements should be applied without verification. Please let us know of any errors or misunderstandings you find so that we can become aware of and eliminate them.

[Data Privacy](#)